

# Wisconsin Registered Nurses' Income - 2024

The 2024 Wisconsin Registered Nurse Survey (WRNS) is completed by all RNs at the time of their license renewal. Among respondents, 87% were employed, 83% were working as nurses, and 9% were retired. A total of 93,008 valid responses were included in the analysis of 2023 pre-tax annual earnings. Income categories were reported in \$10,000 increments, ranging from less than \$25,000 to more than \$155,000.

## Opportunity for RNs

**\$74,631**

(Median Household Income for WI)

2023 American Community Survey (ACS)



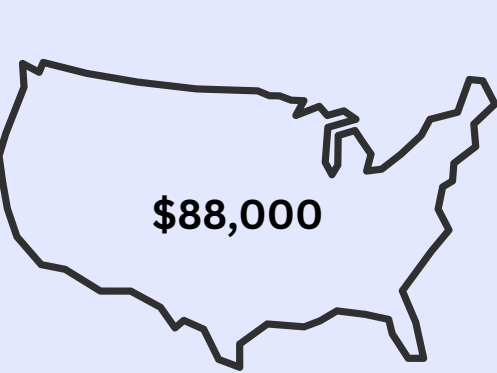
**\$80,000**

(Median Income for all RNs in WI)

2024 WRNS

In Wisconsin, **57%** of **full-time RNs** reported 2023 pre-tax annual earnings in the **\$55,001 - \$95,000** range for their primary place of work.

### Wisconsin Median RN Income Compared to U.S. Median RN Income

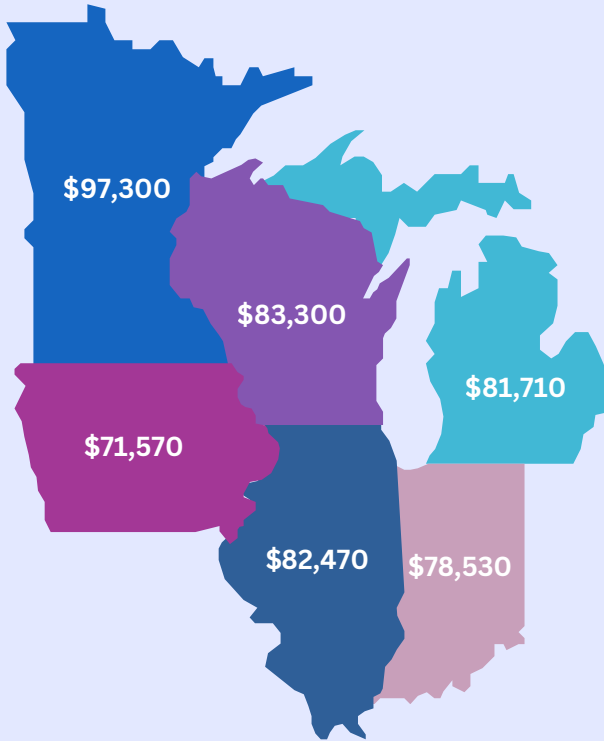


2024 National Council of State Boards of Nursing





2024 WRNS

### Median RN Income in the Midwest Region




2023 U.S. Bureau of Labor Statistics, U.S. Department of Labor, Occupational Employment and Wage Statistics (OEWS)

## Factors Associated with Income\*

 <p>Lower Income</p>	<ul style="list-style-type: none"> <li>• Not Board Certified</li> <li>• No Leadership Role</li> <li>• Lower Education</li> <li>• Community &amp; Public Health RNs</li> <li>• Younger</li> <li>• Women/Non-binary</li> <li>• Staff Nurse</li> </ul>	 <p>Higher Income</p>	<ul style="list-style-type: none"> <li>• Board Certified</li> <li>• Leadership Role</li> <li>• Higher Education</li> <li>• Hospital, Extended Care, &amp; Correctional RNs</li> <li>• Older</li> <li>• Men</li> <li>• Executives/APNs</li> </ul>
--	---	---	--

## Education and RN Income\*

Median Income by *Highest Nursing Degree*



**78%** of RNs have no plans for further education



- 36%** Cost of tuition, materials, books, etc.
- 23%** Cost of lost work time and benefits
- 20%** Family/personal reasons

\* Income data shown includes only full-time RNs.

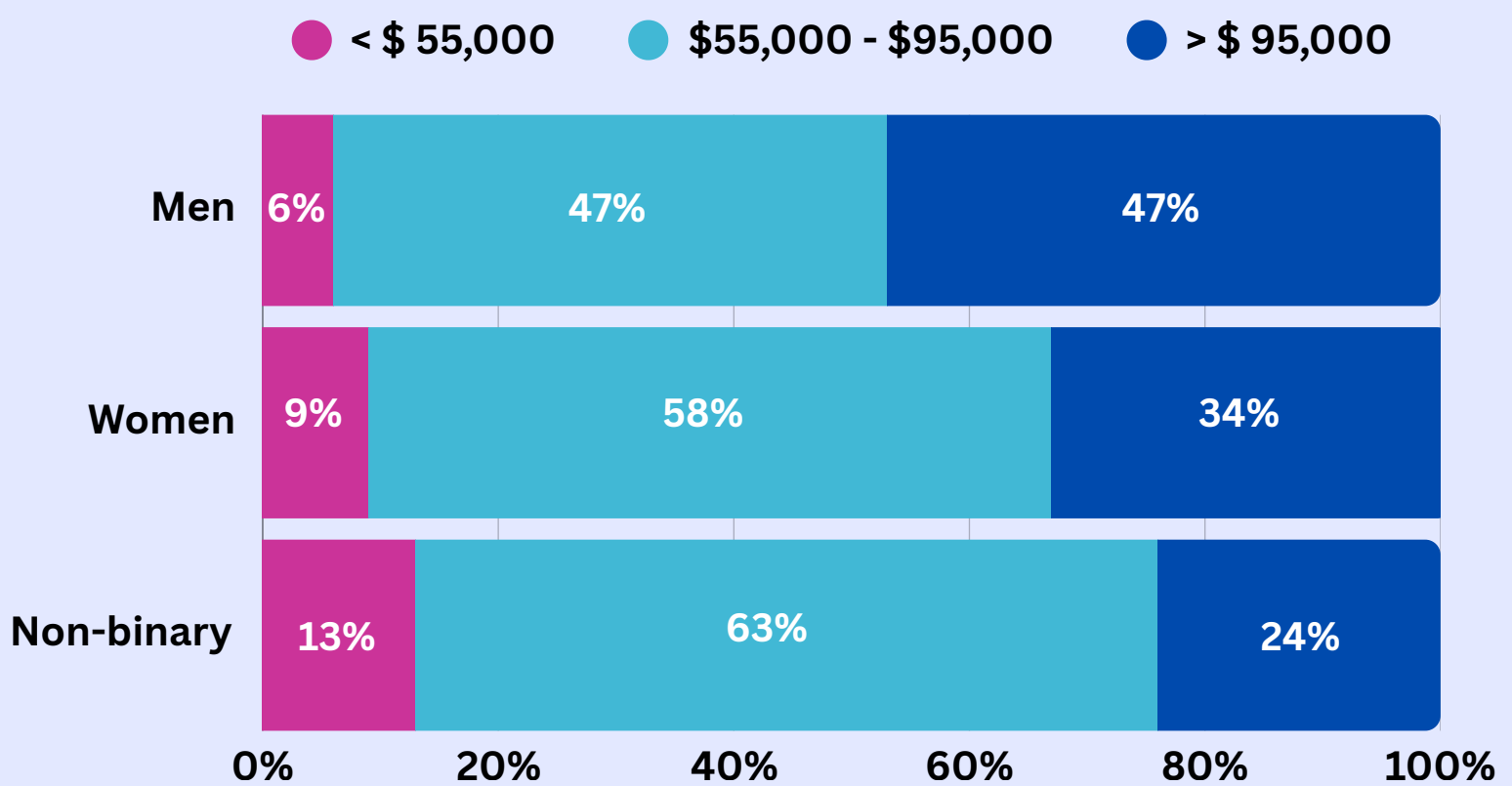
# Median Annual RN Income\* by Primary Role

Nurse Executive	\$120,000
Advanced Practice Nurse	\$100,000
Nurse Manager	\$90,000
Nurse Researcher	\$80,000
Nurse Educator	\$80,000
Nurse Faculty	\$70,000
Staff Nurse, Case Manager	\$70,000
Case Manager	\$70,000



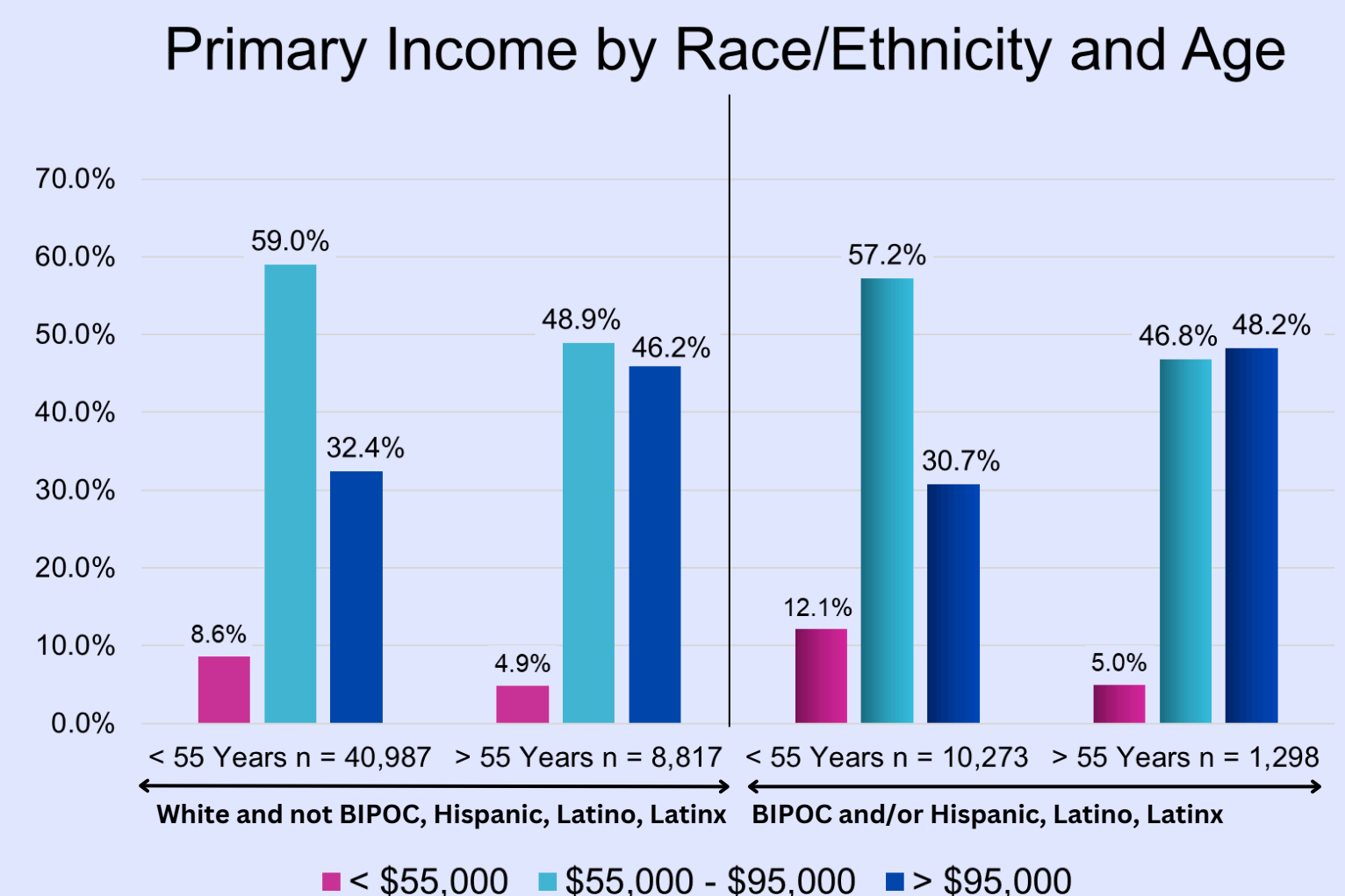
# Gender and RN Income\*

## Income by *Gender* in Wisconsin



Compared to the 2022 WRNS, the 2024 data show an **increase** in the percentage of all groups of RNs in Wisconsin reporting annual earnings over \$95,000, and a **decrease** in those reporting less than \$55,000.

# RN Income\* from Primary Position by Age and Racial/Ethnic Diversity



### Key Points about Primary Income by Race/Ethnicity and Age

- Income increases with age
- Compared to the 2022 WRNS, a greater percentage of BIPOC/Latinx RNs reported incomes in higher categories.

*\* Income data shown includes only full-time RNs.*

*Authors: Maria del Pilar Casal, PhD, Research Analyst Senior, Department of Workforce Development (DWD) and Josh Ernst, DNP, RN, Board Member, Wisconsin Center for Nursing*